

A B C

Activities



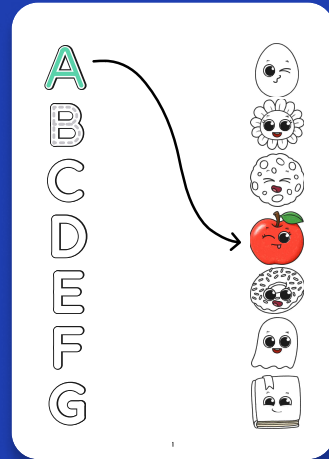
By Speech Blubs

Instructions

Activity 1 - Find the Sound

- Print the page
- Trace the letters
- Color the illustrations
- Connect the letter with the object whose name starts with the same letter.


Tip:
To make it fun and colorful, use different colors for each letter.



Activity 2 - Letter Tracing

- Print the page
- Trace all the letters
- Sound the letter as you trace it
- Practice, practice, practice


Tip:
To make it fun and colorful, use different colors for each letter.



Activity 3 - DIY Memory

- Print the page
- Glue it on some cardboard
- Color the objects
- Cut out the square shapes
- Enjoy playing the memory game. Call out the objects and letter names as you flip them over.

Tip:
Use a colored cardboard as your base in step 2 to make it fun.



A

B




C

D

E

F

G



A

A

A

A

A

B

B

B

B

B

C

C

C

C

C

D

D

D

D

D

E

E

E

E

E

F

F

F

F

F














G

G

G

G

G





**Thank you for downloading our
FREE printable ABC activities
made for your toddler!**

To continue practicing the Alphabet,
download the Speech Blubs app from the
App Store or Google Play Store.

[Try for Free](#)



By Speech Blubs